



Catalog Number
Notes
Type

Contractor Select™
Lithonia LDN
 LED Commercial Downlight

LDN 6" downlights are the most cost-effective general illumination solutions for commercial-grade downlight applications. The LDN4 and LDN6 designs allow for a quiet, glare-free ceiling without compromising on efficacy.

FEATURES:

- 55° cutoff
- 80-90 Lumens/Watt
- 1.0 Spacing/Mounting Height ratio
- Open wallwash kicker also available
- MVOLT (120-277V) 0-10V 10% dimming
- Available in 1000lm, 1500lm, or 2000lm



Catalog Number	UPC	Description	Replaces Up To	Lumens	Input Watts	CCT	CRI	Voltage	Pallet qty.
LDN6 35/10 MVOLT GZ10 HSG	00193048377323	6" New Construction Non-IC LED Housing, 1000lm, 10% 0-10V dimming	26W CFL	1,000	11W	3500K	80	120-277	84
LDN6 35/15 MVOLT GZ10 HSG	00193048375787	6" New Construction Non-IC LED Housing, 1500lm, 10% 0-10V dimming	32W CFL	1,500	18W	3500K	80	120-277	84
LDN6 35/20 MVOLT GZ10 HSG	00193048380026	6" New Construction Non-IC LED Housing, 2000lm, 10% 0-10V dimming	42W CFL	2,000	22W	3500K	80	120-277	84
LDN4 35/10 MVOLT GZ10 HSG	00193048378481	4" New Construction Non-IC LED Housing, 1000lm, 10% 0-10V dimming	26W CFL	1,000	11W	3500K	80	120-277	84
LDN4 35/15 MVOLT GZ10 HSG	00193048372816	4" New Construction Non-IC LED Housing, 1500lm, 10% 0-10V dimming	32W CFL	1,500	18W	3500K	80	120-277	84
LDN4 35/20 MVOLT GZ10 HSG	00193048377873	4" New Construction Non-IC LED Housing, 2000lm, 10% 0-10V dimming	42W CFL	2,000	22W	3500K	80	120-277	84
L06AR LSS TRIM	00745972691619	6" Open reflector with clear, semi-specular finish							180
LW6AR LSS TRIM	00190887157093	6" Open wallwash with clear, semi-specular finish							180
L04AR LSS TRIM	00745972691343	4" Open reflector with clear, semi-specular finish							180
LW4AR LSS TRIM	00190887165678	4" Open wallwash with clear, semi-specular finish							180

More configurations are available. [Click here](#) or visit www.acuitybrands.com and search for LDN

Accessories: Order as separate catalog number.	
PS1055CP	FMC Power Sentry battery pack, T20 compliant, field installable, 10w constant power
EAC ISSM 375	Compact interruptible emergency AC power system
EAC ISSM 125	Compact interruptible emergency AC power system
GRA68 JZ	Oversized trim ring with 8" outside diameter

Emergency Battery Delivered Lumens
Use the formula below to determine the delivered lumens in emergency mode
Delivered Lumens = 1.25 x P x LPW
P = Output power of emergency driver (10W for PS1055)
LPW = Lumen per watt rating of the luminaire.



Specifications

INTENDED USE:

Typical applications include corridors, lobbies, conference rooms and private offices.

CONSTRUCTION:

Galvanized steel mounting/plaster frame; galvanized steel junction box with bottom-hinged access covers and spring latches.

Reflectors are retained by torsion springs.

Vertically adjustable mounting brackets with commercial bar hangers provide 3-3/4" total adjustment.

Two combination 1/2"-3/4" and four 1/2" knockouts for straight-through conduit runs. Capacity: 8 (4 in, 4 out). No. 12 AWG conductors, rated for 90°C.

Accommodates 12"-24" joist spacing.

Passive cooling thermal management for 25°C ambient

Light engine and drivers are accessible from above or below ceiling.

Max ceiling thickness 1-1/2".

OPTICS:

LEDs are binned to a 3-step SDCM; 80 CRI minimum.

LED light source concealed with diffusing optical lens.

General illumination lighting with 1.0 S/MH and 55° cutoff to source and source image.

Self-flanged anodized reflectors in semi-specular finish.

ELECTRICAL:

Multi-volt (120-277V, 50/60Hz) 0-10V dimming drivers mounted to junction box, 10% minimum dimming level available.

0-10V dimming fixture requires two (2) additional low-voltage wires to be pulled.

70% lumen maintenance at 60,000 hours.

LISTINGS:

Certified to US and Canadian safety standards. Wet location standard (covered ceiling).

IP55 rated. ENERGY STAR® certified product. More configurations are available. Click here or visit www.acuitybrands.com and search for LDN.

WARRANTY:

5-year limited warranty. This is the only warranty provided and no other statements in this specification sheet create any warranty of any kind. All other express and implied warranties are disclaimed. Complete warranty terms located at:

www.acuitybrands.com/support/warranty/terms-and-conditions

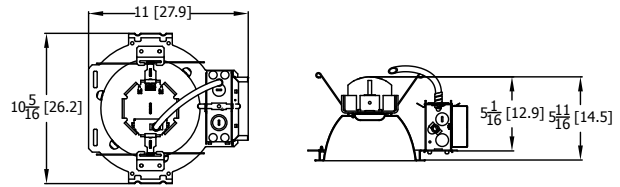
Note: Actual performance may differ as a result of end-user environment and application.

All values are design or typical values, measured under laboratory conditions at 25 °C.

Specifications subject to change without notice.

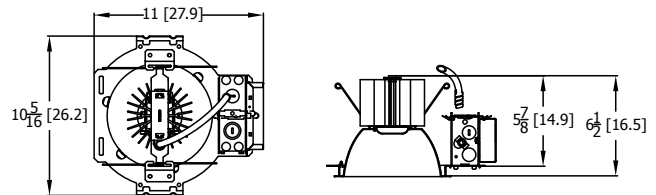
Dimensions

LDN6 500-1500 LUMEN



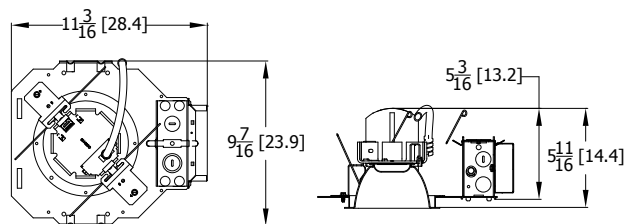
Aperture: 6-1/4 (15.9)
Ceiling Opening: 7-1/8 (18.1)
Overlap trim: 7-1/2 (19.1)

LDN6 2000 LUMEN



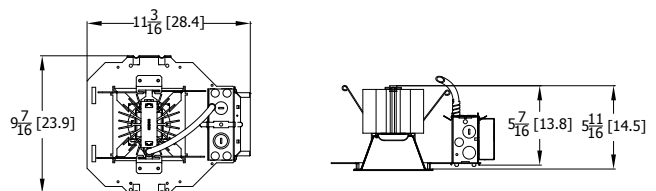
Aperture: 6-1/4 (15.9)
Ceiling Opening: 7-1/8 (18.1)
Overlap trim: 7-1/2 (19.1)

LDN4 500-1500 LUMEN



Aperture: 4-5/16 (11)
Ceiling Opening: 5-1/8 (13)
Overlap trim: 5-7/16 (13.8)

LDN4 2000 LUMEN



Aperture: 4-5/16 (11) Square
Ceiling Opening: 5-1/8 (13) Square
Overlap trim: 5-7/16 (13.8) Square

All dimensions are inches (centimeters) unless otherwise indicated.